



SCHOOL OF URBAN PRACTICES

Projects 2013-2014:

- × Project C5
- × UrbanCooks: Belgrade

✦ Participatory design method

Participation is strengthening relationship between the residents and ensuring awareness to the mutual dependence and solidarity that is necessary to building the commons and to maintaining its future.



basurama



School of Urban Practices

UrbanIncubator:BELGRADE

urban knowledge



coordinators:

Ivan Kucina (Faculty of Architecture, Belgrade);
Basurama (Spain);
The institute for the Sociological, Political, and
Juridical Research "St. Cyril and Methodius" (Republic of Macedonia)

members - the team of architects (2014):

Daša Spasojević
Emilija Josipović
Jovana Stojković
Mirjana Utvić

Olivera Petrović
Predrag Milić
Tamara Miletić
Vesna Trbić

School of Urban Practices

UrbanIncubator:BELGRADE

urban activism



HOW DO WE GET INVOLVED?

We seek the ways how **to improve everyday environment of the devastated urban neighborhoods** whether through public policy, mediation, urban planning and architecture design, or any other forms of design that involves citizens from the very beginning of the project. By working continually on the site for the public interest and by exchanging aspirations with local community entrepreneurs, S.O.U.P. will develop innovative strategies and projects based on critical engagement with contemporary issues of urban commons.

School of Urban Practices

UrbanIncubator:BELGRADE

urban research



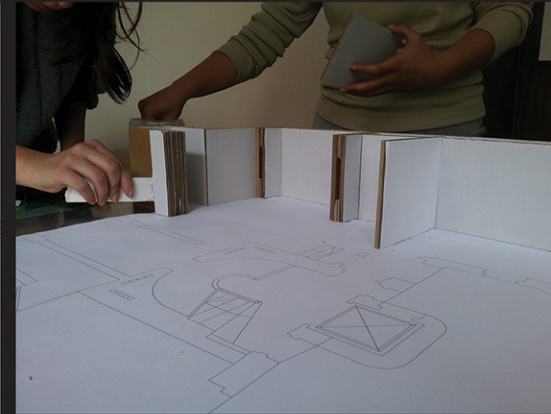
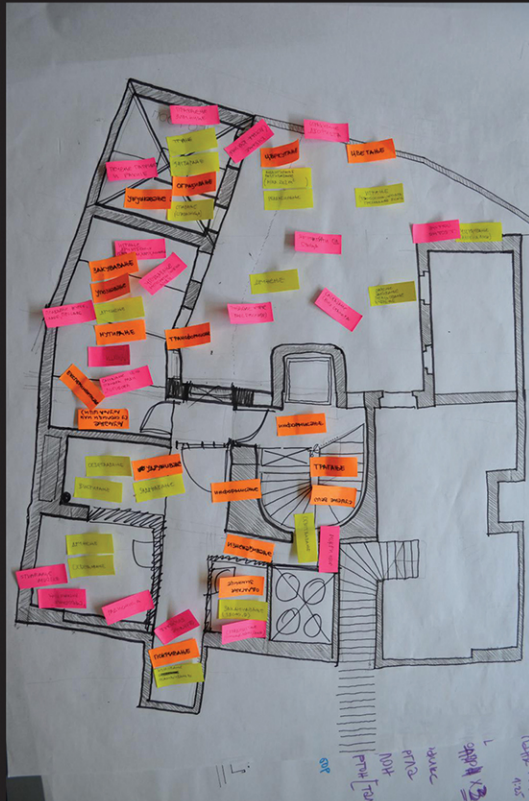

PARTICIPATORY DESIGN METHOD

Agreements about the project will be made through combination of parallel and successive dialogs, articulated in a way that allows participants to question each other and, in the next step, to questions the decisions of the previous ones. Architects that are engaged do not impose their visions, and instead they create a platform for idea exchange in order to carry the design process toward the common agreement. The very existence of the possibility for agreement gives a sufficient reason for the common space to thrive.

School of Urban Practices

UrbanIncubator:BELGRADE

THE STEPS



1. QUESTIONNAIRES & INTERPRETATION
unfulfilled wishes, motivations, triggers and symbolic capital

2. GROUP PROFILE
defining the elements of the project

3. MENTAL MAPPING

4. PROGRAM SCENARIO

5. MAKING A MODEL

6. FIRST PRESENTATION AND PUBLIC DISCUSSION

7. FINAL PROJECT PROPOSAL - PUBLIC DISCUSSION

School of Urban Practices

UrbanIncubator:BELGRADE

THE STEPS



1. QUESTIONNAIRES & INTERPRETATION

unfulfilled wishes, motivations, triggers and symbolic capital

2. GROUP PROFILE

defining the elements of the project

3. MENTAL MAPPING



4. PROGRAM SCENARIO

5. MAKING A MODEL

6. FIRST PRESENTATION AND PUBLIC DISCUSSION

7. FINAL PROJECT PROPOSAL - PUBLIC DISCUSSION

α URBAN COOKS: BELGRADE /may - june, 2014/




The main goal of the project will be to design a common and exportable toolkit to support citizen initiatives that manage and create public space, and moreover the creation of local action platforms “Urban Cooks Platform” in each participant city, but with the aim of being replicable in other cities through the methodology developed during the project.

α URBAN COOKS: BELGRADE /march - june, 2014/

**SCHOOL
OF URBAN
PRACTICES**

basurama



URBAN COOKS: BELGRADE - installation in the public space on the river bank of Savamala.

The use, materials and the form of this installation has been defined through questioning 15 citizens, members of the neighborhood association, who have indicated their unmet needs, motives, triggers and symbolic capital regarding their use of public space.


α URBAN COOKS: BELGRADE /march - june, 2014/



DAY 1

analysis of previously collected survey of the local population (savamalaca) comes to the key words, which are to be sorted into categories of triggers, motivations, unmet needs and the symbolic capital

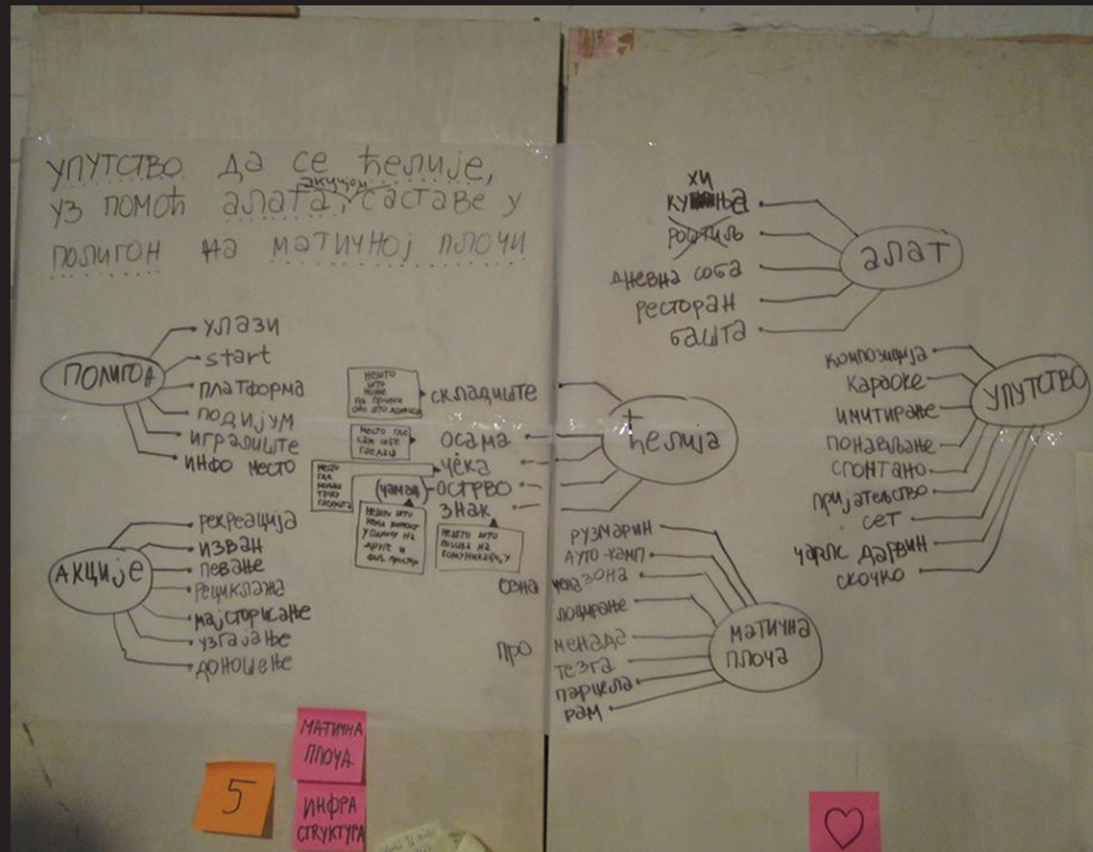
α URBAN COOKS: BELGRADE /march - june, 2014/



DAY 2

subjective selection of keywords among the categories of triggers, motivations, unmet needs and symbolic capital formed new groupings and concepts, which, routed through a given space and location, produce certain answers that begin to shape the initial ideas


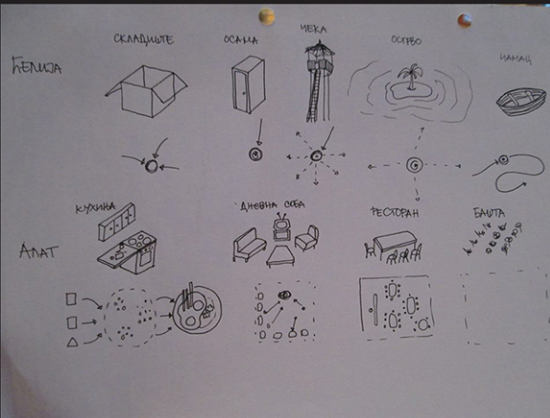
α URBAN COOKS: BELGRADE /march - june, 2014/



DAY 3

the emerging concepts, located on the coast of Savamala, find their answers in the form of modular elements of urban furniture, which are going to be used by the local people to find new ways to use their public space





α URBAN COOKS: BELGRADE /march - june, 2014/



DAY 4

the main module is established, and each of us is trying to answer in their own way to a variety of local's requirements on the space. as the result there are 6 different forms, which together make up the polygon - training ground - for the local community

α URBAN COOKS: BELGRADE /march - june, 2014/



DAY 5

the main module is established, and each of us is trying to answer in their own way to a variety of local's requirements on the space. as the result there are 6 different forms, which together make up the polygon - training ground - for the local community

α URBAN COOKS: BELGRADE /march - june, 2014/



DAY 6

proposal of the project - first public presentation and discussion with savamala community

α URBAN COOKS: BELGRADE /march - june, 2014/



DAY 7

making corrections according to advice we got from citizens



DAY 7

final models are presented again to the community


α URBAN COOKS: BELGRADE /march - june, 2014/



DAY 7

final models are presented again to the community

α URBAN COOKS: BELGRADE /march - june, 2014/




CHOPPING.

chop ingredients into pieces of different sizes and prepare them for further simmering

School of Urban Practices
UrbanIncubator:BELGRADE

α URBAN COOKS: BELGRADE /march - june, 2014/



STEWING.

stew ingredients over low heat, in semi-opened room, stirring occasionally and adding solvent

α URBAN COOKS: BELGRADE /march - june, 2014/



STIRRING.

add spice to stewed ingredients to give a little charm. mix thoroughly in order to equalize the mixture. continue stirring until the desired density, or until you the orange paint lasts, then leave to cool. In the meantime, prepare the other ingredients ..

α URBAN COOKS: BELGRADE /march - june, 2014/



SIMMERING.

repeat the process with new ingredients, then combine both mixtures and simmer over medium heat. it's time to invite guests to dishes which will be ready soon.

α URBAN COOKS: BELGRADE /march - june, 2014/




ROUX.

while the dish simmers, prepare a roux on cnc machine, lightly fry it and put it into a common pot. nice stir so it all falls into place.

School of Urban Practices
UrbanIncubator:BELGRADE

α URBAN COOKS: BELGRADE /march - june, 2014/



WE INVITE

all those interested on the first everyday usage of new elements in public space of Savamala, prepared according to the wishes, dreams and needs of residents of Savamala, with the help of Urban Cooks. Come and we will tell you and show you how the city may look like, with fish soup cooked by Society of Savamala!

School of Urban Practices
UrbanIncubator:BELGRADE

α URBAN COOKS: BELGRADE /march - june, 2014/



WE INVITE

all those interested on the first everyday usage of new elements in public space of Savamala, prepared according to the wishes, dreams and needs of residents of Savamala, with the help of Urban Cooks. Come and we will tell you and show you how the city may look like, with fish soup cooked by Society of Savamala!

α URBAN COOKS: BELGRADE /march - june, 2014/



TASTING.

everything you prepared you should serve in a free form, and be sure to invite the neighbors to help you with arrangements and decorations. at the end all you can do is to enjoy together in your results. bon appétit!

School of Urban Practices UrbanIncubator:BELGRADE

α URBAN COOKS: BELGRADE /march - june, 2014/



TASTING.

everything you prepared you should serve in a free form, and be sure to invite the neighbors to help you with arrangements and decorations. at the end all you can do is to enjoy together in your results. bon appétit!

α URBAN COOKS: BELGRADE /march - june, 2014/



TASTING.

everything you prepared you should serve in a free form, and be sure to invite the neighbors to help you with arrangements and decorations. at the end all you can do is to enjoy together in your results. bon appétit!

α URBAN COOKS: BELGRADE /march - june, 2014/



TASTING.

everything you prepared you should serve in a free form, and be sure to invite the neighbors to help you with arrangements and decorations. at the end all you can do is to enjoy together in your results. bon appétit!

BOAmistura


α URBAN COOKS: BELGRADE /march - june, 2014/



El día E was celebrated on June 21, 2014 in Belgrade, in front of the Institute Cervantes in Knez Mihailova Street. Urban cooks furniture was there to spice up the cultural program..

We thank Mr. Šamanić for their generous support!

⌘ URBAN COOKS: BELGRADE /march - june, 2014/



School of Urban Practices
UrbanIncubator:BELGRADE

α URBAN COOKS: BELGRADE /march - june, 2014/



VREVA festival - september, 2014



School of Urban Practices
UrbanIncubator:BELGRADE

α URBAN COOKS: BELGRADE /march - june, 2014/



5th Belgrade Flower Festival - september, 2014



α URBAN COOKS: BELGRADE /march - june, 2014/



5th Belgrade Flower Festival - september, 2014

School of Urban Practices UrbanIncubator:BELGRADE



α URBAN COOKS: BELGRADE /march - june, 2014/

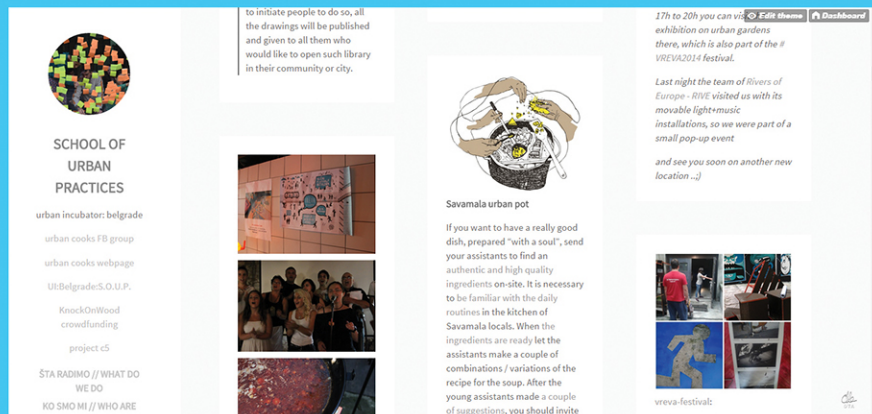
facebook group:

<https://www.facebook.com/groups/1443276629250598/>

project c5 on blogspot:

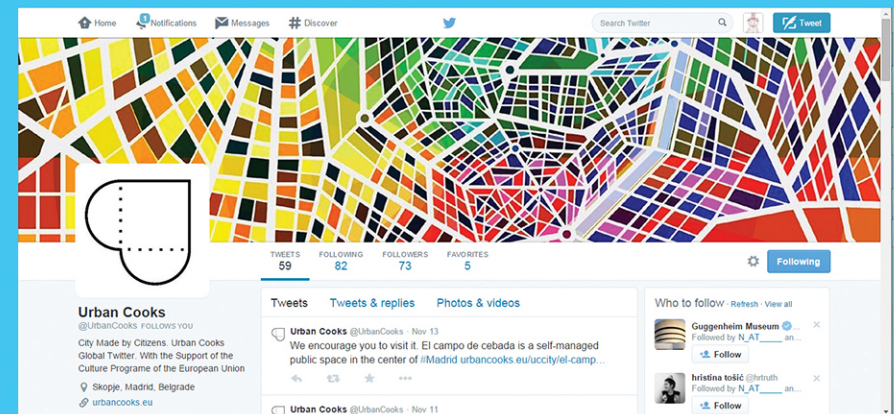
<http://projectc5.blogspot.it/>

S.O.U.P. tumblr



<http://s-o-u-p-belgrade.tumblr.com/>

UrbanCooks twitter:



<https://twitter.com/UrbanCooks>

social media